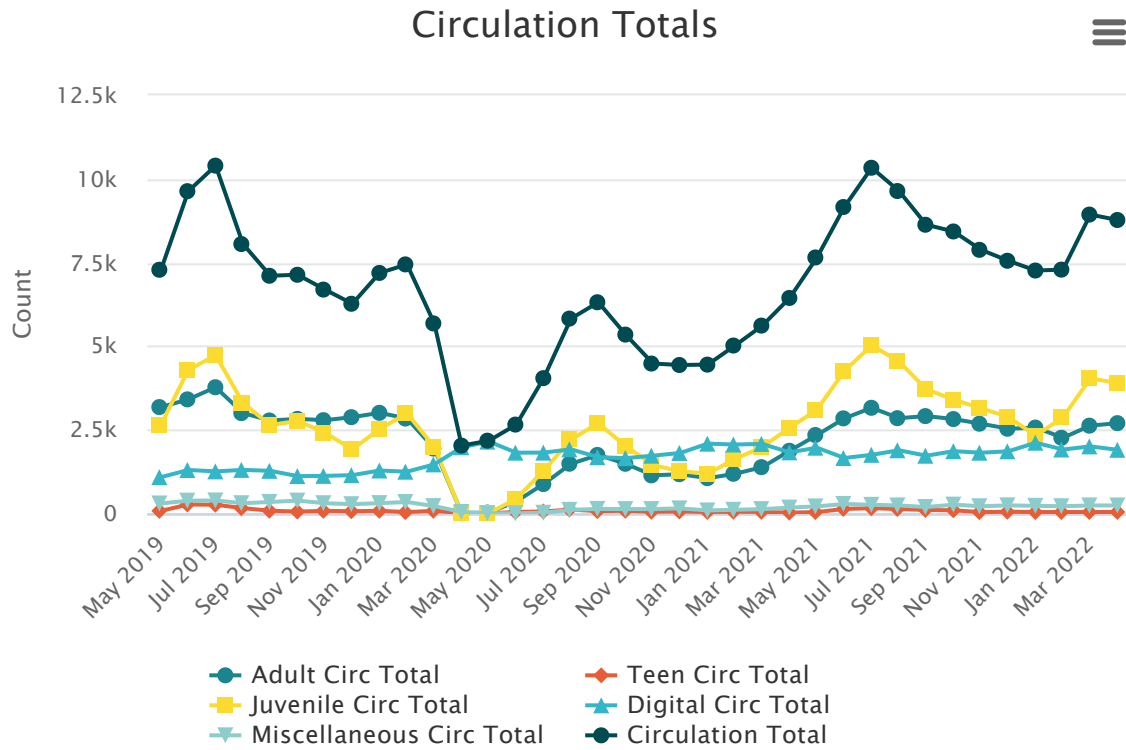


3 Year Comparison Graphs

3 Year Circulation Totals



Circulation Totals

Category	Adult Circ Total	Teen Circ Total	Juvenile Circ Total	Digital Circ Total	Miscellaneous Circ Total	Circulation Total
May 2019	3178	74	2654	1083	295	7284
Jun 2019	3408	264	4287	1296	379	9634
Jul 2019	3771	257	4730	1255	385	10398
Aug 2019	2997	155	3300	1299	302	8053
Sep 2019	2777	78	2639	1271	340	7105
Oct 2019	2824	52	2765	1113	380	7134
Nov 2019	2786	74	2409	1120	302	6691
Dec 2019	2876	63	1913	1142	273	6267
Jan 2020	3006	75	2522	1281	305	7189
Feb 2020	2835	37	2989	1245	338	7444
Mar 2020	1937	76	1987	1464	216	5680
Apr 2020	5	4	0	1976	41	2026

Category	Adult Circ Total	Teen Circ Total	Juvenile Circ Total	Digital Circ Total	Miscellaneous Circ Total	Circulation Total
May 2020	23	0	3	2145	2	2173
Jun 2020	358	42	439	1814	1	2654
Jul 2020	876	56	1277	1816	18	4043
Aug 2020	1483	113	2209	1914	104	5823
Sep 2020	1746	65	2690	1679	132	6312
Oct 2020	1482	76	2010	1650	127	5345
Nov 2020	1136	47	1444	1724	128	4479
Dec 2020	1170	55	1257	1806	148	4436
Jan 2021	1051	39	1187	2083	87	4447
Feb 2021	1183	48	1623	2058	106	5018
Mar 2021	1381	44	1988	2075	126	5614
Apr 2021	1871	20	2555	1824	171	6441
May 2021	2342	38	3101	1963	207	7651
Jun 2021	2840	132	4253	1655	280	9160
Jul 2021	3156	153	5022	1749	254	10334
Aug 2021	2846	129	4541	1886	236	9638
Sep 2021	2908	101	3710	1723	188	8630
Oct 2021	2819	91	3400	1859	260	8429
Nov 2021	2680	35	3141	1813	211	7880
Dec 2021	2530	48	2882	1855	238	7553
Jan 2022	2564	38	2324	2111	224	7261
Feb 2022	2260	39	2869	1908	212	7288
Mar 2022	2622	39	4035	2002	236	8934
Apr 2022	2697	41	3899	1900	235	8772

3 Year Visits



Visits

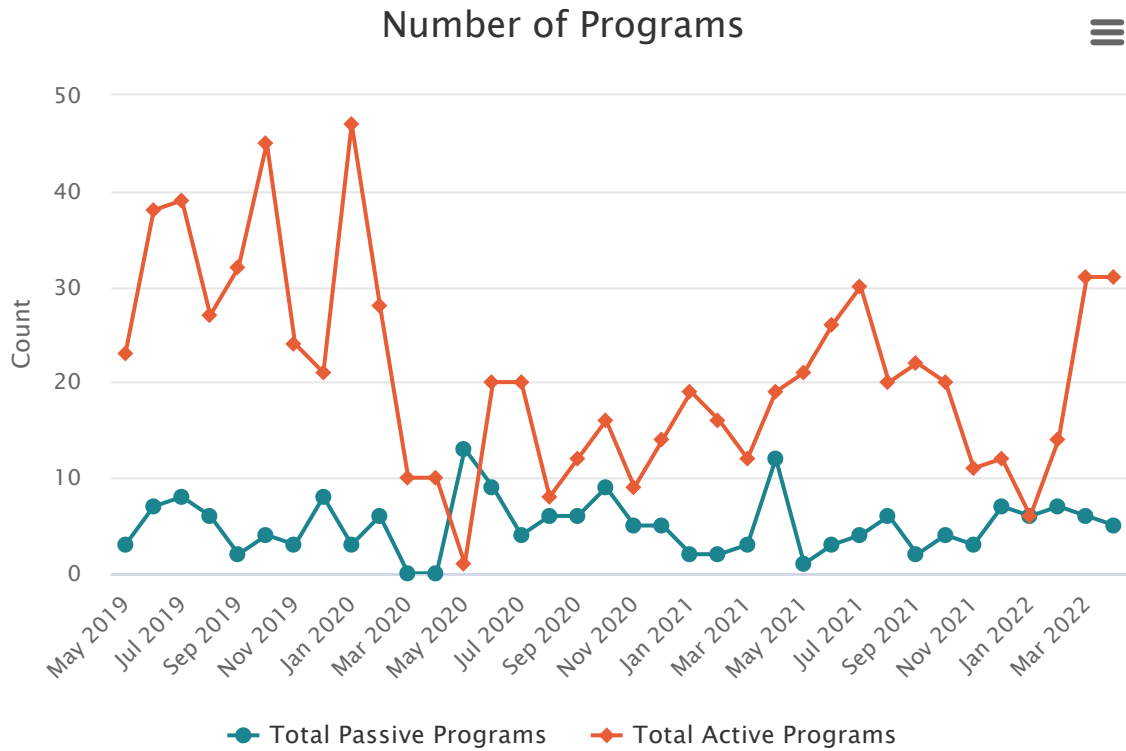
Category Curbside Appointments Main Building

May 2019	0	5308
Jun 2019	0	6907
Jul 2019	0	6900
Aug 2019	0	6140
Sep 2019	0	5415
Oct 2019	0	5630
Nov 2019	0	4724
Dec 2019	0	4700
Jan 2020	0	5558
Feb 2020	0	4412
Mar 2020	0	2165
Apr 2020	0	0
May 2020	0	0
Jun 2020	154	0
Jul 2020	233	287
Aug 2020	145	622
Sep 2020	132	681
Oct 2020	77	1061
Nov 2020	256	965
Dec 2020	397	899

Category Curbside Appointments Main Building

Jan 2021	368	1127
Feb 2021	233	1324
Mar 2021	133	1795
Apr 2021	73	2259
May 2021	16	2370
Jun 2021	0	4252
Jul 2021	5	4333
Aug 2021	5	7909
Sep 2021	0	6792
Oct 2021	2	3726
Nov 2021	0	3266
Dec 2021	2	3052
Jan 2022	0	2810
Feb 2022	6	2828
Mar 2022	0	3497
Apr 2022	0	3730

3 Year Programming



Number of Programs

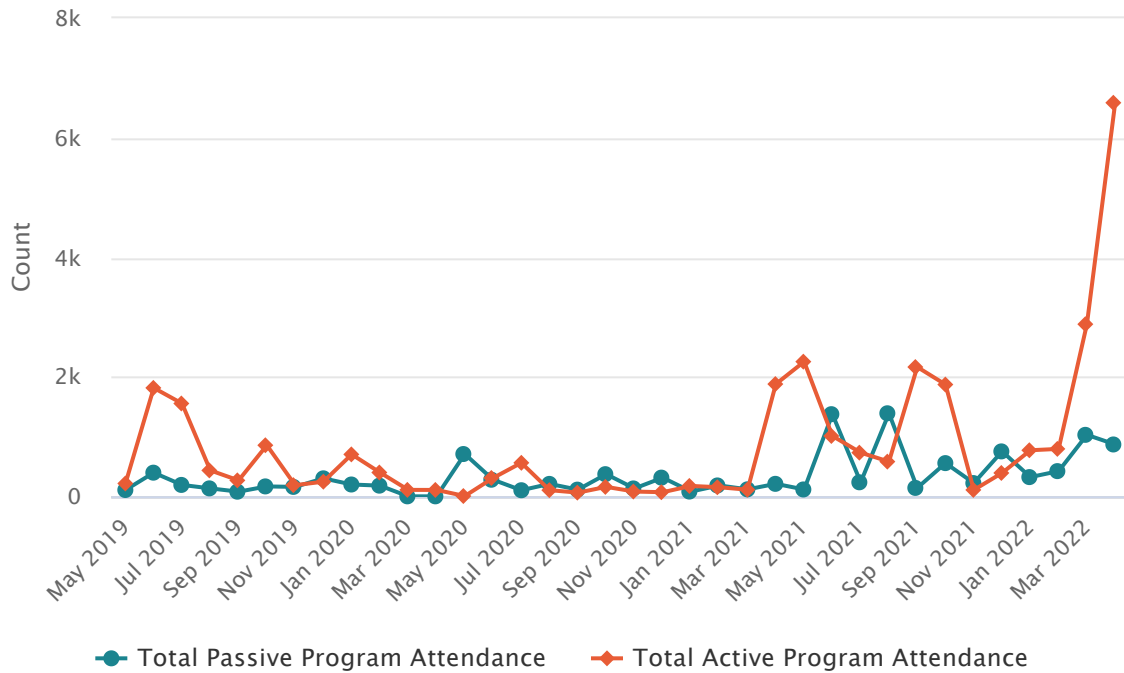
Category Total Passive Programs Total Active Programs

May 2019	3	23
Jun 2019	7	38
Jul 2019	8	39
Aug 2019	6	27
Sep 2019	2	32
Oct 2019	4	45
Nov 2019	3	24
Dec 2019	8	21
Jan 2020	3	47
Feb 2020	6	28
Mar 2020	0	10
Apr 2020	0	10
May 2020	13	1
Jun 2020	9	20
Jul 2020	4	20
Aug 2020	6	8
Sep 2020	6	12
Oct 2020	9	16
Nov 2020	5	9
Dec 2020	5	14

Category Total Passive Programs Total Active Programs

Jan 2021	2	19
Feb 2021	2	16
Mar 2021	3	12
Apr 2021	12	19
May 2021	1	21
Jun 2021	3	26
Jul 2021	4	30
Aug 2021	6	20
Sep 2021	2	22
Oct 2021	4	20
Nov 2021	3	11
Dec 2021	7	12
Jan 2022	6	6
Feb 2022	7	14
Mar 2022	6	31
Apr 2022	5	31

Program Attendance



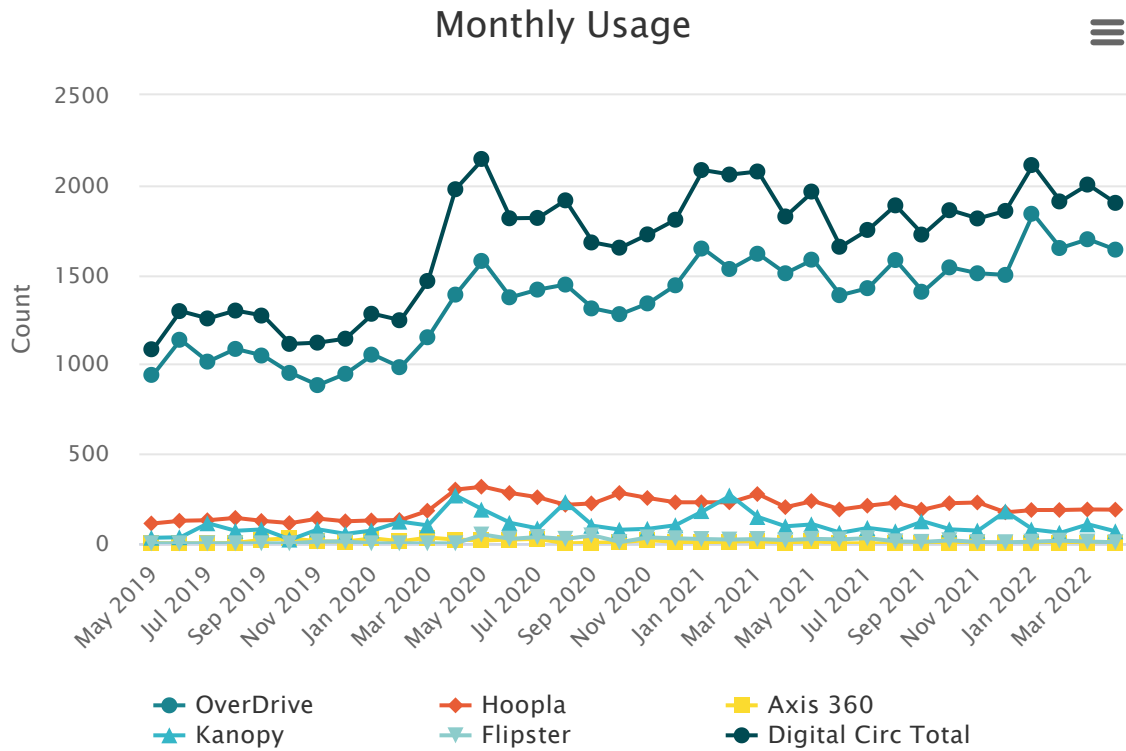
Program Attendance

Category	Total Passive Program Attendance	Total Active Program Attendance
May 2019	106	215
Jun 2019	396	1815
Jul 2019	191	1554
Aug 2019	133	434
Sep 2019	78	267
Oct 2019	166	855
Nov 2019	158	187
Dec 2019	301	245
Jan 2020	198	702
Feb 2020	179	399
Mar 2020	0	108
Apr 2020	0	107
May 2020	708	5
Jun 2020	278	307
Jul 2020	102	561
Aug 2020	208	103
Sep 2020	112	62
Oct 2020	371	158
Nov 2020	132	80
Dec 2020	313	69
Jan 2021	80	174
Feb 2021	182	152
Mar 2021	117	111
Apr 2021	209	1879
May 2021	115	2254
Jun 2021	1375	1010

Category Total Passive Program Attendance Total Active Program Attendance

Jul 2021	235	731
Aug 2021	1390	581
Sep 2021	141	2164
Oct 2021	556	1871
Nov 2021	222	107
Dec 2021	752	391
Jan 2022	322	771
Feb 2022	422	794
Mar 2022	1029	2881
Apr 2022	868	6587

3 Year Digital Collections



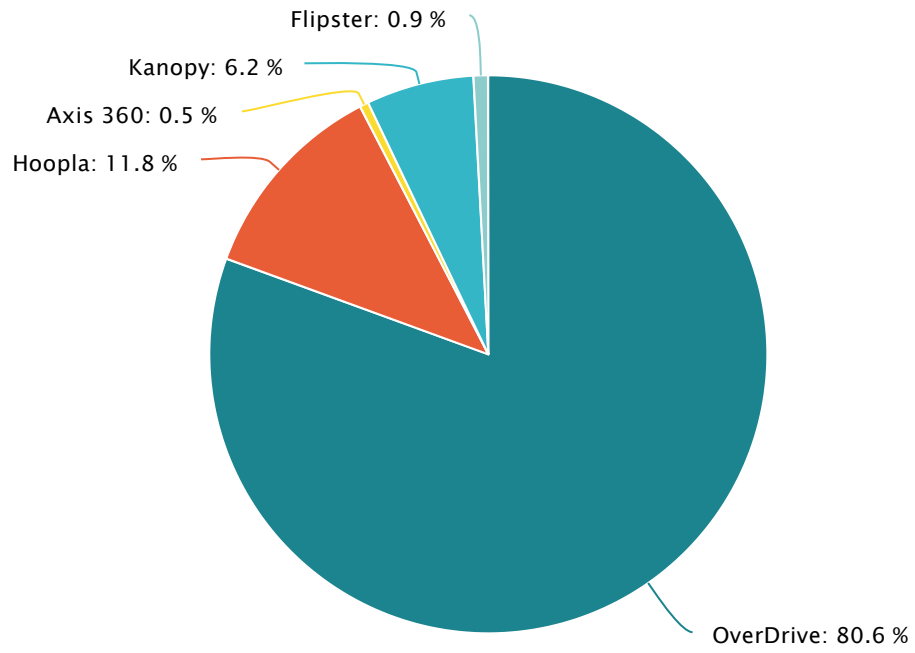
Monthly Usage

Category	OverDrive	Hoopla	Axis 360	Kanopy	Flipster	Digital Circ Total
May 2019	940	111	1	31	0	1083
Jun 2019	1136	126	0	34	0	1296
Jul 2019	1014	129	0	112	0	1255
Aug 2019	1085	142	2	70	0	1299
Sep 2019	1048	125	20	78	0	1271
Oct 2019	951	113	28	21	0	1113
Nov 2019	883	138	11	78	10	1120
Dec 2019	946	123	10	53	10	1142
Jan 2020	1053	128	28	72	0	1281
Feb 2020	983	130	11	121	0	1245
Mar 2020	1150	182	32	100	0	1464
Apr 2020	1388	300	21	267	0	1976
May 2020	1576	316	16	188	49	2145
Jun 2020	1373	281	21	114	25	1814
Jul 2020	1416	257	25	83	35	1816
Aug 2020	1444	215	0	230	25	1914
Sep 2020	1311	223	3	98	44	1679
Oct 2020	1279	281	7	76	7	1650
Nov 2020	1339	253	18	81	33	1724
Dec 2020	1440	229	8	101	28	1806

Category OverDriveHooplaAxis 360KanopyFlipsterDigital Circ Total

Jan 2021	1645	229	5	180	24	2083
Feb 2021	1531	229	10	267	21	2058
Mar 2021	1616	275	13	147	24	2075
Apr 2021	1507	202	2	95	18	1824
May 2021	1583	236	13	106	25	1963
Jun 2021	1385	189	0	59	22	1655
Jul 2021	1424	210	0	86	29	1749
Aug 2021	1581	227	0	67	11	1886
Sep 2021	1404	188	0	123	8	1723
Oct 2021	1540	224	0	78	17	1859
Nov 2021	1507	228	0	71	7	1813
Dec 2021	1498	173	0	178	6	1855
Jan 2022	1839	186	0	77	9	2111
Feb 2022	1648	186	0	59	15	1908
Mar 2022	1697	189	0	106	10	2002
Apr 2022	1639	188	0	67	6	1900

Distribution by Platform



Distribution by Platform

Category Series 1

OverDrive 48799

Hoopla 7161

Axis 360 305

Kanopy 3774

Flipster 518

3 Year New Website Usage



Visitors

Category # of Visitors

- May 2020** 540
- Jun 2020** 2732
- Jul 2020** 2935
- Aug 2020** 3162
- Sep 2020** 2721
- Oct 2020** 2509
- Nov 2020** 2314
- Dec 2020** 2180
- Jan 2021** 2365
- Feb 2021** 2412
- Mar 2021** 2619
- Apr 2021** 2716
- May 2021** 2551
- Jun 2021** 3346
- Jul 2021** 3086
- Aug 2021** 2908
- Sep 2021** 2767
- Oct 2021** 2734
- Nov 2021** 2706
- Dec 2021** 2702

Category # of Visitors

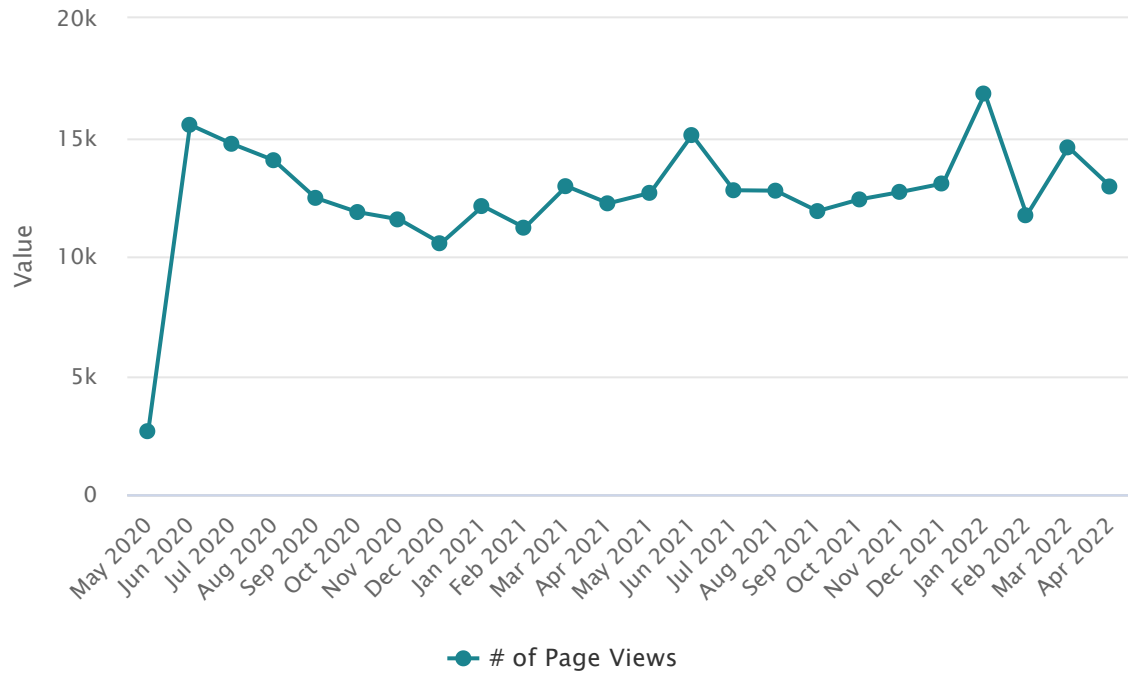
Jan 2022 3244

Feb 2022 2607

Mar 2022 3125

Apr 2022 2917

Page Views



Page Views

Category # of Page Views

May 2020 2653
Jun 2020 15525
Jul 2020 14729
Aug 2020 14039
Sep 2020 12457
Oct 2020 11861
Nov 2020 11552
Dec 2020 10550
Jan 2021 12112
Feb 2021 11204
Mar 2021 12948
Apr 2021 12227
May 2021 12667
Jun 2021 15095
Jul 2021 12777
Aug 2021 12759
Sep 2021 11901
Oct 2021 12392
Nov 2021 12709
Dec 2021 13061
Jan 2022 16840
Feb 2022 11726
Mar 2022 14578
Apr 2022 12935

3 Year Previous Website Usage

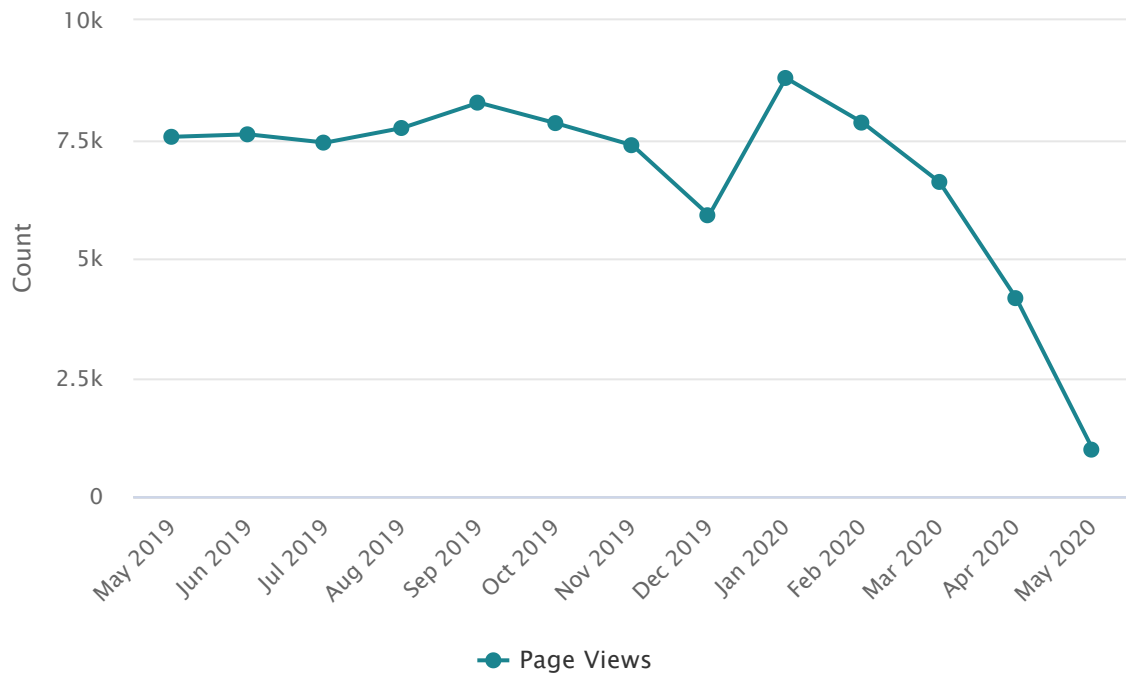


Visitors

Category Unique Visitors

- May 2019** 4944
- Jun 2019** 5073
- Jul 2019** 5314
- Aug 2019** 5254
- Sep 2019** 5756
- Oct 2019** 5537
- Nov 2019** 5305
- Dec 2019** 4561
- Jan 2020** 5880
- Feb 2020** 5582
- Mar 2020** 4530
- Apr 2020** 2769
- May 2020** 632

Page Views



Page Views

Category Page Views

May 2019 7553

Jun 2019 7605

Jul 2019 7431

Aug 2019 7738

Sep 2019 8271

Oct 2019 7841

Nov 2019 7377

Dec 2019 5905

Jan 2020 8789

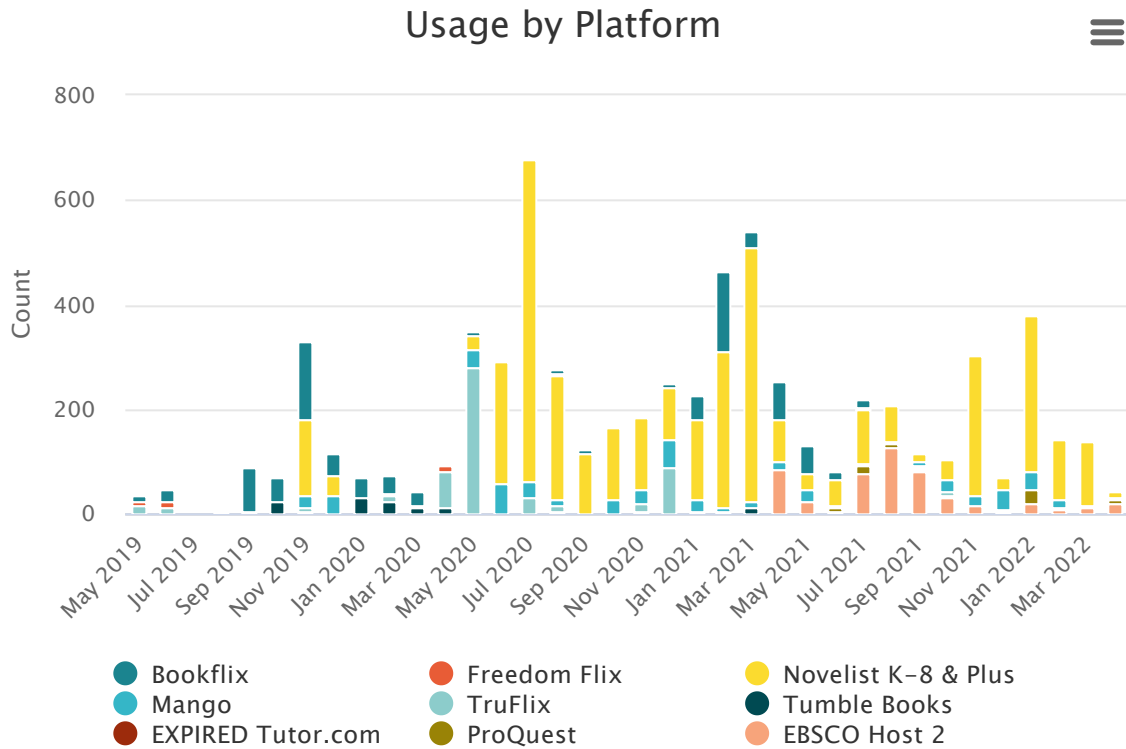
Feb 2020 7851

Mar 2020 6605

Apr 2020 4164

May 2020 981

3 Year Database Usage



Usage by Platform

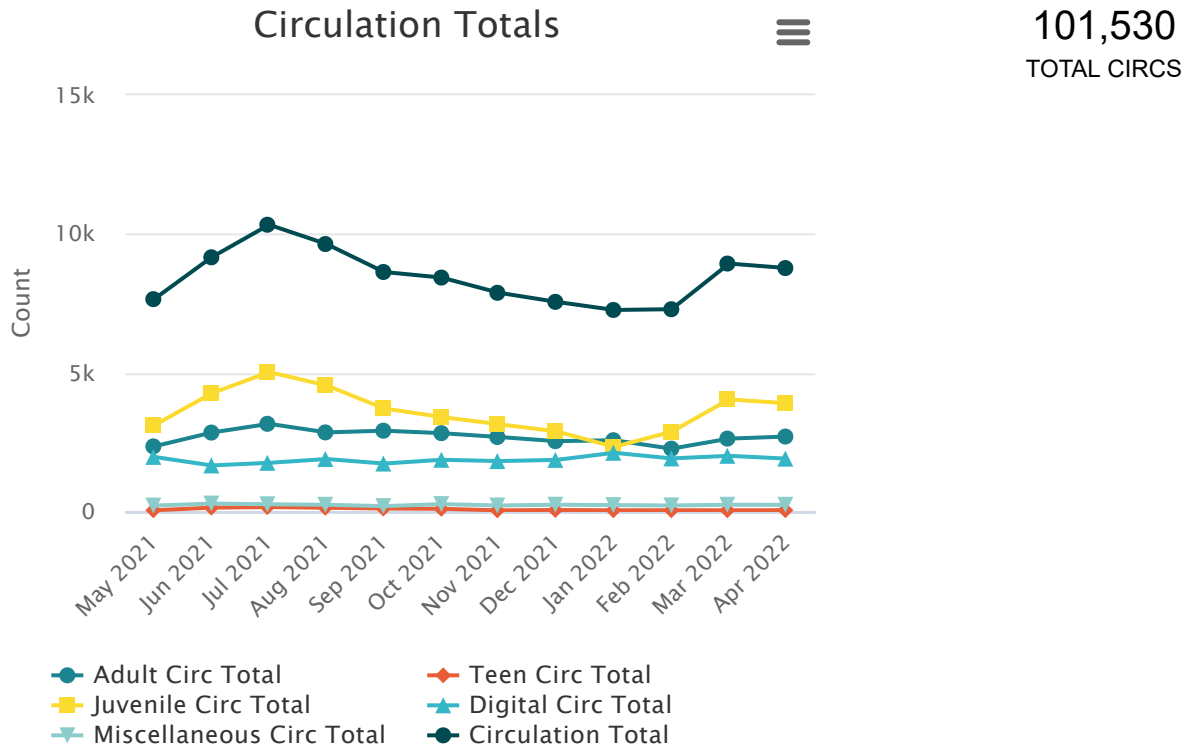
Category	Bookflix	Freedom Flix	Novelist K-8 & Plus	Mango	TruFlix	Tumble Books	EXPIRED Tutor.com	ProQuest	EBSCO Host 2
May 2019	10	8	0	0	15	1	0	0	0
Jun 2019	22	10	0	0	13	0	0	0	0
Jul 2019	0	0	0	0	0	0	0	0	0
Aug 2019	0	0	0	0	3	0	0	0	0
Sep 2019	84	0	0	0	0	3	0	0	0
Oct 2019	43	0	0	0	0	24	0	0	0
Nov 2019	152	1	142	25	8	3	0	0	0
Dec 2019	40	0	39	34	0	0	0	0	0
Jan 2020	37	0	0	0	0	30	0	0	0
Feb 2020	36	2	0	0	11	24	0	0	0
Mar 2020	25	5	0	0	1	10	0	0	0
Apr 2020	4	13	0	0	70	10	0	0	0
May 2020	6	1	29	31	281	0	0	0	0
Jun 2020	0	0	236	55	0	1	0	0	0
Jul 2020	0	3	615	32	30	0	0	0	0
Aug 2020	0	0	236	55	0	1	0	0	0
Sep 2020	0	0	112	27	0	0	0	0	0
Oct 2020	0	0	112	27	0	0	0	0	0
Nov 2020	0	0	112	27	0	0	0	0	0
Dec 2020	0	0	112	27	0	0	0	0	0
Jan 2021	0	0	112	27	0	0	0	0	0
Feb 2021	0	0	112	27	0	0	0	0	0
Mar 2021	0	0	112	27	0	0	0	0	0
Apr 2021	0	0	112	27	0	0	0	0	0
May 2021	0	0	112	27	0	0	0	0	0
Jun 2021	0	0	112	27	0	0	0	0	0
Jul 2021	0	0	112	27	0	0	0	0	0
Aug 2021	0	0	112	27	0	0	0	0	0
Sep 2021	0	0	112	27	0	0	0	0	0
Oct 2021	0	0	112	27	0	0	0	0	0
Nov 2021	0	0	112	27	0	0	0	0	0
Dec 2021	0	0	112	27	0	0	0	0	0
Jan 2022	0	0	112	27	0	0	0	0	0
Feb 2022	0	0	112	27	0	0	0	0	0
Mar 2022	0	0	112	27	0	0	0	0	0

Category	Bookflix	Freedom Flix	Novelist K-8 & Plus	Mango	TruFlix	Tumble Books	EXPIRED Tutor.com	ProQuest	EBSCO Host 2
Aug 2020	9	3	238	12	13	2	0	0	0
Sep 2020	7	0	115	0	0	0	0	0	0
Oct 2020	0	0	139	27	0	0	0	0	0
Nov 2020	4	1	138	28	13	0	5	0	0
Dec 2020	10	0	100	51	88	0	1	0	0
Jan 2021	45	0	152	24	0	1	2	0	0
Feb 2021	156	0	296	10	0	0	3	0	0
Mar 2021	33	0	486	11	0	11	0	0	0
Apr 2021	74	0	80	12	0	0	3	0	83
May 2021	52	0	31	22	0	0	0	0	24
Jun 2021	16	0	49	0	0	3	0	10	3
Jul 2021	17	3	104	0	3	0	0	14	78
Aug 2021	0	0	68	5	0	0	0	6	127
Sep 2021	10	3	17	6	4	5	0	4	80
Oct 2021	0	3	38	23	8	0	0	6	29
Nov 2021	0	0	265	20	0	0	0	0	16
Dec 2021	10	0	25	36	0	3	0	3	3
Jan 2022	5	0	299	33	0	0	0	29	18
Feb 2022	0	0	116	14	3	0	0	0	8
Mar 2022	0	0	122	2	0	0	0	2	13
Apr 2022	0	0	10	7	0	0	0	6	19

Powered by [Springshare \(https://springshare.com/libinsight/\)](https://springshare.com/libinsight/).

FY 21-22 Graphs

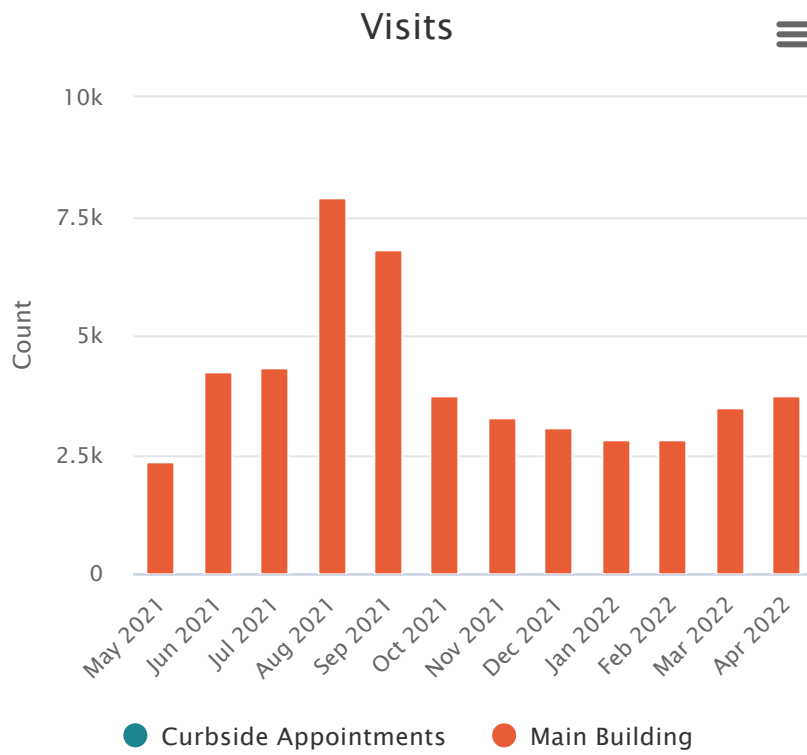
FY 21-22 Circulation Totals



Circulation Totals

Category	Adult Circ Total	Teen Circ Total	Juvenile Circ Total	Digital Circ Total	Miscellaneous Circ Total	Circulation Total
May 2021	2342	38	3101	1963	207	7651
Jun 2021	2840	132	4253	1655	280	9160
Jul 2021	3156	153	5022	1749	254	10334
Aug 2021	2846	129	4541	1886	236	9638
Sep 2021	2908	101	3710	1723	188	8630
Oct 2021	2819	91	3400	1859	260	8429
Nov 2021	2680	35	3141	1813	211	7880
Dec 2021	2530	48	2882	1855	238	7553
Jan 2022	2564	38	2324	2111	224	7261
Feb 2022	2260	39	2869	1908	212	7288
Mar 2022	2622	39	4035	2002	236	8934
Apr 2022	2697	41	3899	1900	235	8772

FY 21-22 Visits

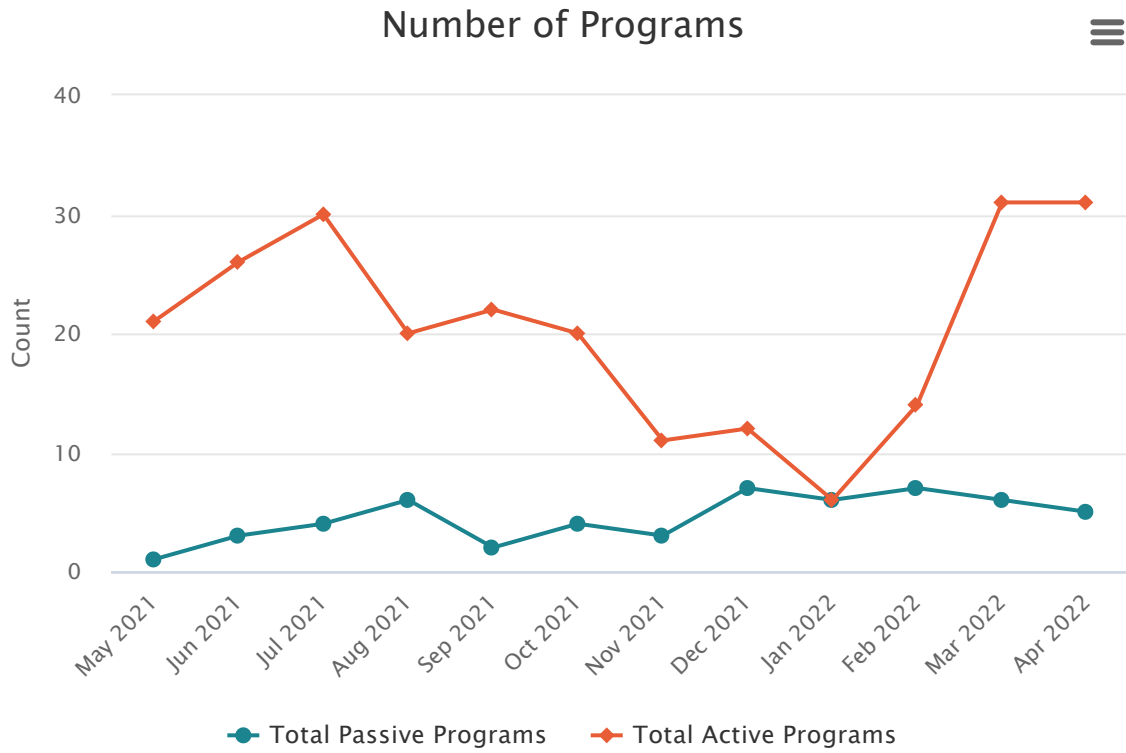


48,601
TOTAL VISITS

Visits

Category	Curbside Appointments	Main Building
May 2021	16	2370
Jun 2021	0	4252
Jul 2021	5	4333
Aug 2021	15	7909
Sep 2021	0	6792
Oct 2021	2	3726
Nov 2021	0	3266
Dec 2021	2	3052
Jan 2022	0	2810
Feb 2022	6	2828
Mar 2022	0	3497
Apr 2022	0	3730

FY 21-22 Programming

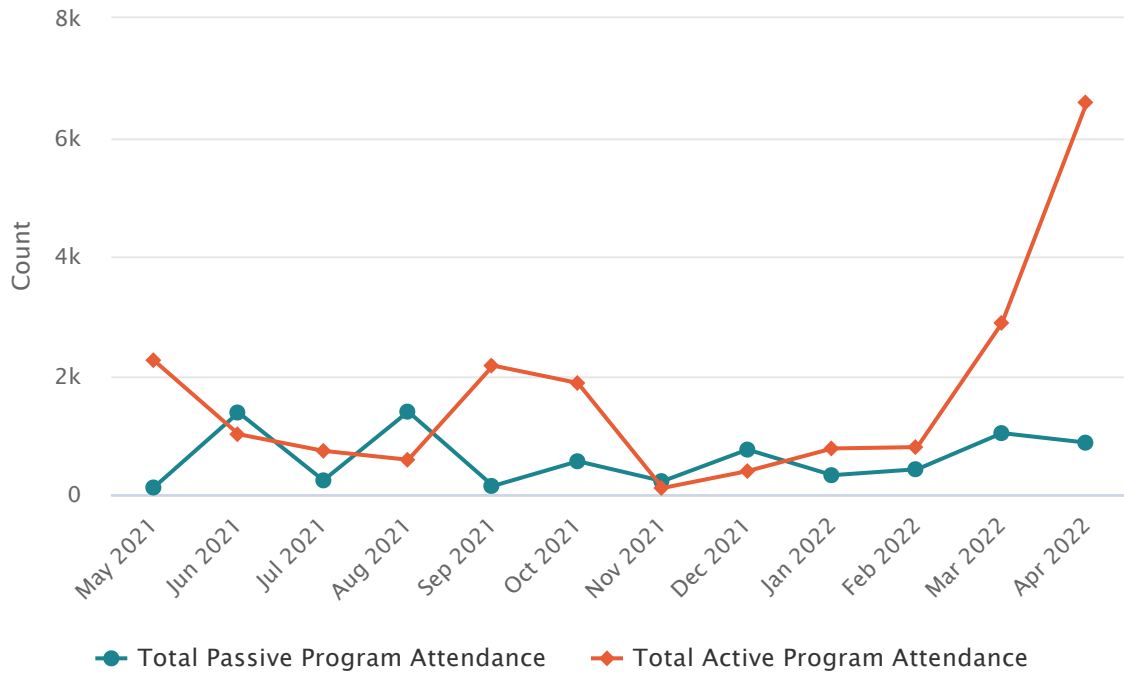


Number of Programs

Category Total Passive Programs Total Active Programs

May 2021	1	21
Jun 2021	3	26
Jul 2021	4	30
Aug 2021	6	20
Sep 2021	2	22
Oct 2021	4	20
Nov 2021	3	11
Dec 2021	7	12
Jan 2022	6	6
Feb 2022	7	14
Mar 2022	6	31
Apr 2022	5	31

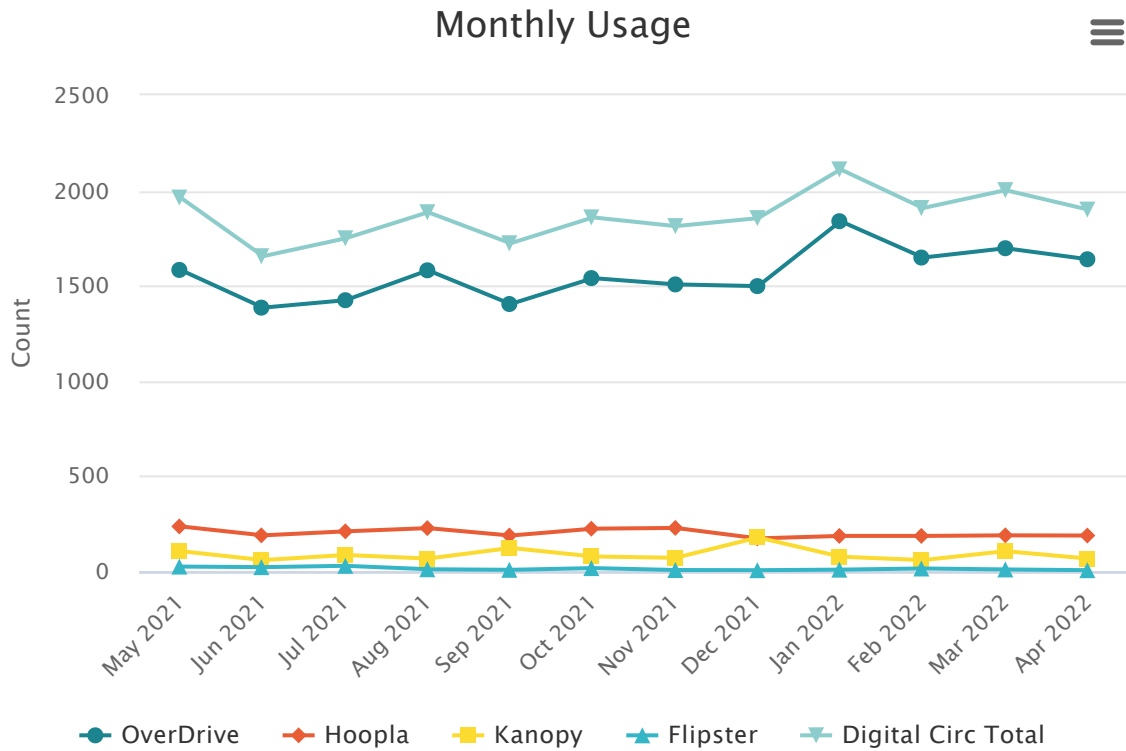
Program Attendance



Program Attendance

Category	Total Passive Program Attendance	Total Active Program Attendance
May 2021	115	2254
Jun 2021	1375	1010
Jul 2021	235	731
Aug 2021	1390	581
Sep 2021	141	2164
Oct 2021	556	1871
Nov 2021	222	107
Dec 2021	752	391
Jan 2022	322	771
Feb 2022	422	794
Mar 2022	1029	2881
Apr 2022	868	6587

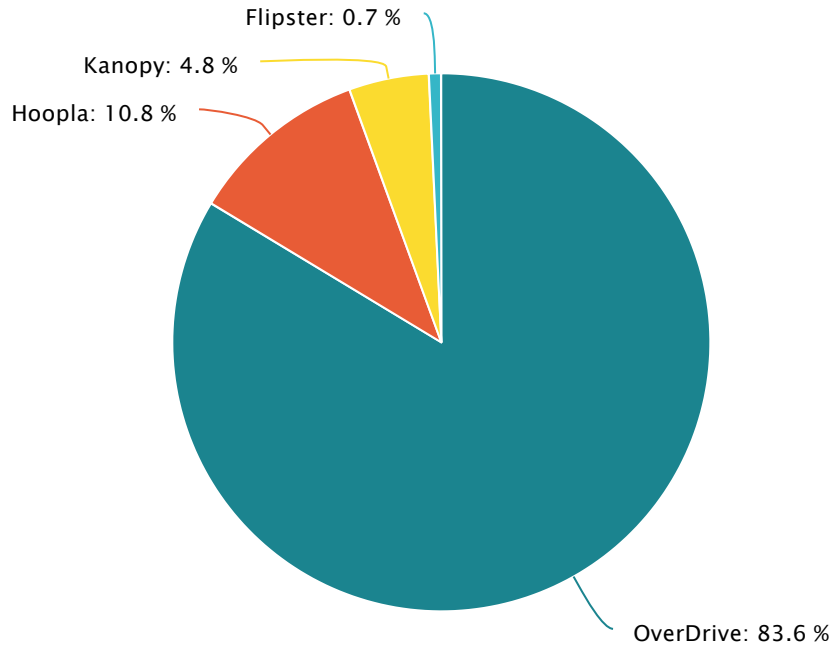
FY 21-22 Digital Collections



Monthly Usage

Category	OverDrive	Hoopla	Kanopy	Flipster	Digital Circ Total
May 2021	1583	236	106	25	1963
Jun 2021	1385	189	59	22	1655
Jul 2021	1424	210	86	29	1749
Aug 2021	1581	227	67	11	1886
Sep 2021	1404	188	123	8	1723
Oct 2021	1540	224	78	17	1859
Nov 2021	1507	228	71	7	1813
Dec 2021	1498	173	178	6	1855
Jan 2022	1839	186	77	9	2111
Feb 2022	1648	186	59	15	1908
Mar 2022	1697	189	106	10	2002
Apr 2022	1639	188	67	6	1900

Distribution by Platform



Distribution by Platform

Category Series 1

OverDrive 18745

Hoopla 2424

Kanopy 1077

Flipster 165

FY 21-22 Website Usage



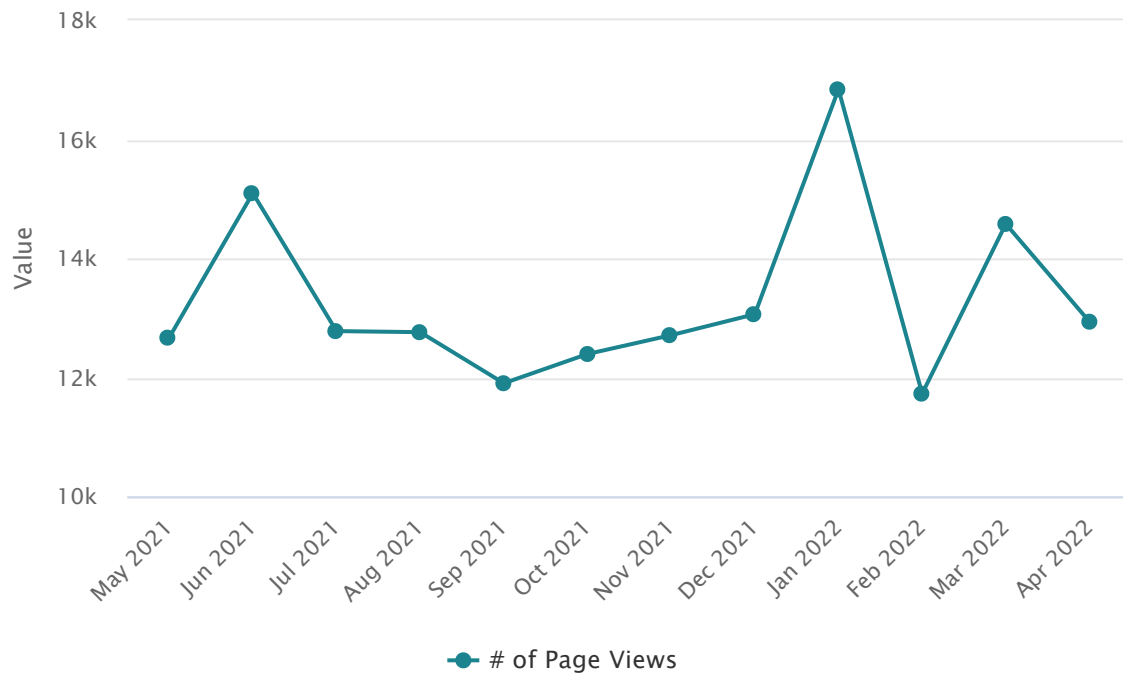
43,085
TOTAL SESSIONS

Visitors

Category # of Visitors

May 2021 2551
Jun 2021 3346
Jul 2021 3086
Aug 2021 2908
Sep 2021 2767
Oct 2021 2734
Nov 2021 2706
Dec 2021 2702
Jan 2022 3244
Feb 2022 2607
Mar 2022 3125
Apr 2022 2917

Page Views



Page Views

Category # of Page Views

May 2021 12667

Jun 2021 15095

Jul 2021 12777

Aug 2021 12759

Sep 2021 11901

Oct 2021 12392

Nov 2021 12709

Dec 2021 13061

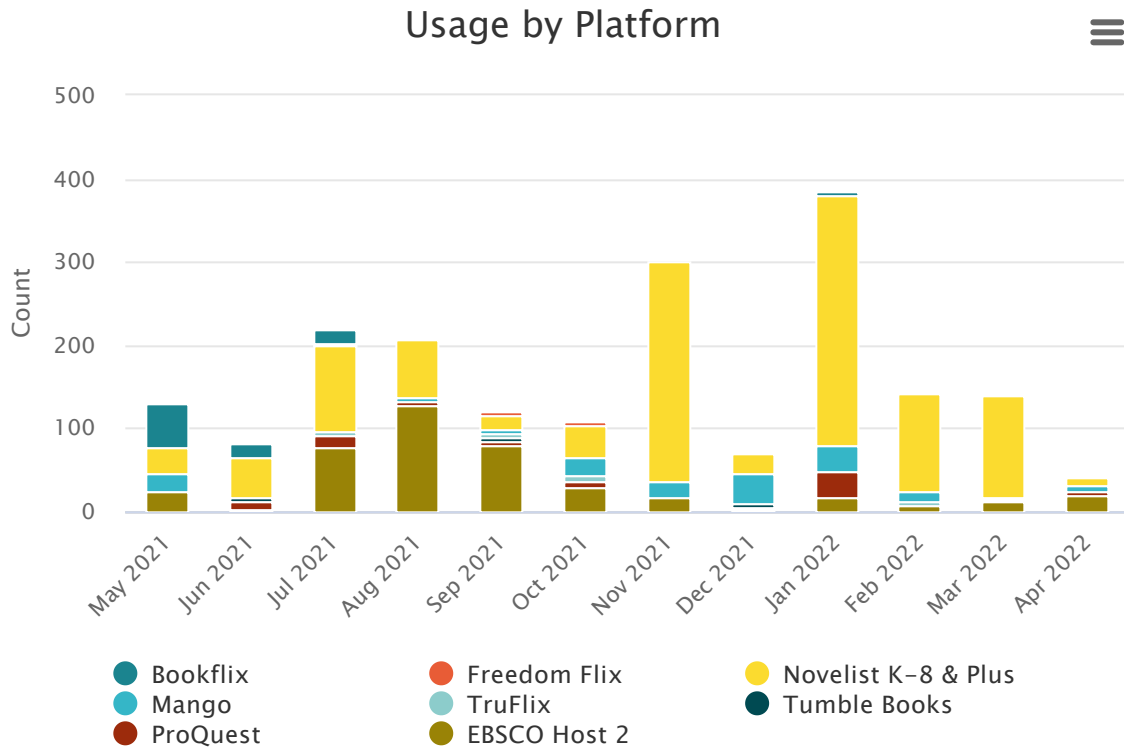
Jan 2022 16840

Feb 2022 11726

Mar 2022 14578

Apr 2022 12935

FY 21-22 Database Usage



Usage by Platform

Category	Bookflix	Freedom Flix	Novelist K-8 & Plus	Mango	TruFlix	Tumble Books	ProQuest	EBSCO Host 2
May 2021	52	0	31	22	0	0	0	24
Jun 2021	16	0	49	0	0	3	10	3
Jul 2021	17	3	104	0	3	0	14	78
Aug 2021	0	0	68	5	0	0	6	127
Sep 2021	0	3	17	6	4	5	4	80
Oct 2021	0	3	38	23	8	0	6	29
Nov 2021	0	0	265	20	0	0	0	16
Dec 2021	0	0	25	36	0	3	3	3
Jan 2022	5	0	299	33	0	0	29	18
Feb 2022	0	0	116	14	3	0	0	8
Mar 2022	0	0	122	2	0	0	2	13
Apr 2022	0	0	10	7	0	0	6	19