

HOW TO  
GUIDE

# DIGITAL COLLECTIONS



iPhone




iPad



# AVAILABLE FOR YOU

Lake Bluff Library cardholders can access digital collections to borrow ematerials such as ebooks, audiobooks, magazines, comics, music, movies, and TV shows. Get started today!



24/7 ACCESS TO  
YOUR LIBRARY

Your next favorite read is  
only a click away!






Access ebooks, audiobooks, comics, and magazines

## Getting started

1. Install the **Libby** app from the App Store on your iOS device.
2. In Libby, follow the prompts to find your library and sign in with a valid library card.
3. Browse your library's collection and borrow a title.
4. Borrowed titles appear on your **Shelf** and download to the app automatically when you're on Wi-Fi, so you can read them when you're offline.

## More you can do

On your **Shelf** () , tap **Loans** at the top of the screen. From there, you can:


- Tap **Read With...** to choose whether you'd like to open a book in Kindle or Libby
- Tap **Open In Libby** to start reading or listening in the app
- Tap **Manage Loan** to see options like **Renew Loan** and **Return Early**

Access ebooks, audiobooks, comics, movies, and music

## Getting started

1. Install the **Hoopla** app from the App Store on your iOS device.
2. Sign up with your library card and create an account. You'll use the username and password you set to log into Hoopla going forward.
3. Browse the collection and borrow a title. Remember, each person is limited to 6 borrows per month, so choose carefully.
4. Tap **Read** or **Play** to enjoy!

## More you can do

- Tap on **My hoopla** to view your current titles
- Use the **Search** function to look up titles
- Tap the  icon next to a title to add it to your **Favorites**
- Tap on **Download to Your Device** for offline use

For more help with Hoopla, visit [HooplaDigital.com/Help](https://www.hoopladigital.com/Help)

## Access movies and TV shows

### Getting started

1. Install the **Kanopy** app from the App Store on your iOS device.
2. Open the app, tap **Get Started**, then **Find Library**.
3. Share your location or search manually for Lake Bluff Public Library. Tap **Select This Library**.
4. Enter your library card number and tap **Next**.
5. Complete the signup process by creating your Kanopy account, either through your Google or Apple login, or directly on Kanopy using your email address and password.
6. After creating your account, you'll receive a verification email in your inbox. Click on the link in this email to verify your email address.
7. You're all set! Select a film to start watching. Each person has 24 tickets per month. Ticket cost varies by item.

### More you can do

- Use the **Search** function to look up titles
- Tap the **+** icon below a title to add it to your **Watchlist**

# COMPARISON CHART

Features	Libby	Hoopla	Kanopy
Access ebooks, audiobooks, comics, and magazines	Yes	Yes	No
Access movies and TV shows	No	Yes	Yes
Access music	No	Yes	No
Instant access with no waiting on hold	No	Yes	Yes
Borrowing limit	10 items at one time	6 borrows per month	24 tickets per month (ticket value varies by item)
Request titles be added to library	Yes	No	No
Download items for offline use	Yes	Yes	No



# ADDITIONAL RESOURCES

Is something not working for you? Try one of the resources below for more instructions and information.

## VISIT OUR WEBSITE

Find additional instructions and links to video tutorials at [LakeBluffLibrary.org/Ebooks](https://LakeBluffLibrary.org/Ebooks)



VISIT THE HELP  
SITES PROVIDED



ASK A LIBRARIAN

## RECIPROCAL BORROWERS

Ematerials may be available to you through your home library. Visit their website to find out!



YOUR LIBRARY



ANYWHERE